



TRUFLO™
QUALITY • VALUE • SERVICE



A New Vision
for Quality Pumps

MAP
Series

*Metallic Magnetic
Drive Pumps*

MAP Series

*Metallic Magnetic Drive Pumps
with ANSI B73.1 Dimensions*

The **MAP Series** magnetic drive pump is used for zero-leakage services. The pump was designed to eliminate the leakage associated with mechanically sealed pumps.

The **MAP Series** was developed to conform to ANSI dimensions. Customers can change ANSI pumps without any correction of piping systems or foundations. Also, the material of the **MAP Series** can be selected from CF8 to titanium in accordance with the liquid property.

The **MAP Series** is an excellent pump to solve problems caused by leakage in the field. No alignment necessary (A Drive), no seals.

SPECIFICATIONS

- ⚙ No leakage, sealess pump
- ⚙ 26 sizes
- ⚙ Max. Capacity: 695 gpm (158 m³/hr) at 3500 rpm
- ⚙ Max. Head: 426 ft (130 m) at 3500 rpm
- ⚙ Temperatures to 250°C (482°F)
- ⚙ Materials: CF8, CF8M, CD4M, CN7M, HASTELLOY B&C, TITANIUM

FEATURES


- ⚙ Zero leakage
- ⚙ Designed for easy maintenance
- ⚙ ANSI B73.1M dimensions
- ⚙ No alignment (A Drive)

APPLICATIONS


- ⚙ Volatile organic chemicals
- ⚙ Liquidized gas
- ⚙ Explosive liquids
- ⚙ Irritants
- ⚙ Seal sensitive services
- ⚙ Hazardous services
- ⚙ High temperature



MAP Series: A-Type



MAP Series: B-Type



STANDARD FEATURES

1. CASING

Designed to meet ANSI B73.1 Dimension (JIS flange dimension available)

Standard 150# FF flanges

Interchangeable with standard ANSI process pump (DAP series)

2. IMPELLER

Investment cast

Designed for process industry

Standard CF8M semi-open impeller

3. REAR CONTAINMENT

Standard 316SS rear containment

Other materials available by request

4. INNER MAGNET ASSEMBLY

Standard 316SS shaft

Shaft has internal flow path for cooling and solids removing

Rare earth magnet for no slip and synchronous drive

Standard neodymium magnet, samarium cobalt magnet is also available for higher temperatures

5. OUTER MAGNET

Our cast magnet body gives excellent strength to prevent breakage

6. BEARING FRAME

Used for B-type installation

Standard labyrinth oil seal to improve shaft and bearing life

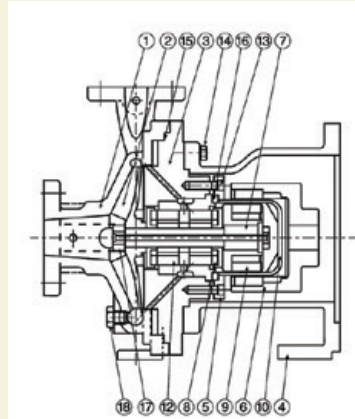
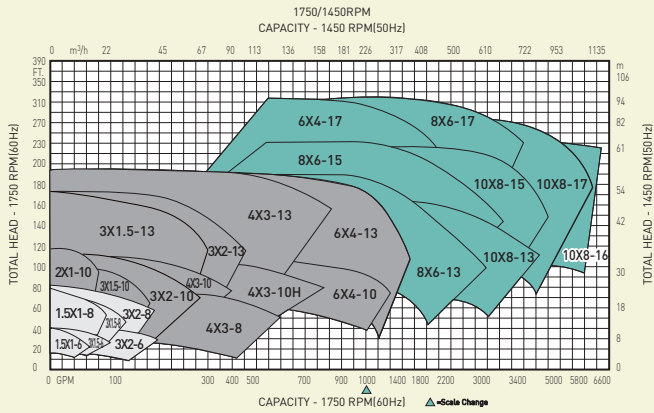
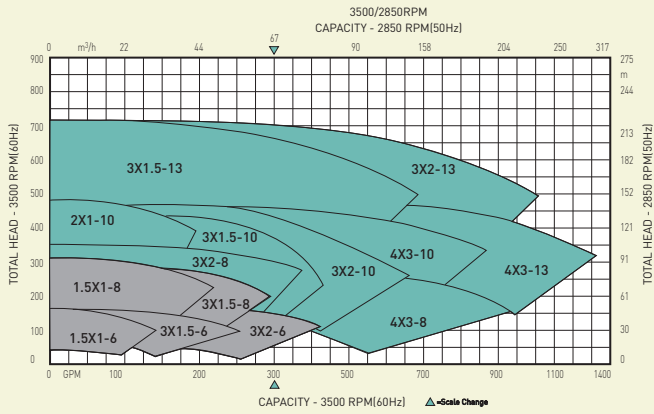
Standard 1" sight glass

7. FRAME ADAPTER

Cast iron is standard material

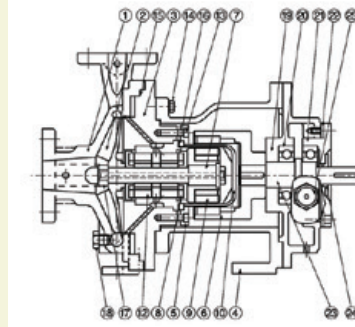
CF8 and CF8M are available for corrosive environment

Performance Curves & Sectional Drawings



A-TYPE

NO	PART NAME	MATERIAL	QTY.	REMARK
1	CASING	CF8M	1	
2	IMPELLER	CF8M	1	
3	EDN COVER	CF8M	1	
4	FRAME ADAPTER	CI	1	
5	CONTAINMENT GLAND	316SS	1	
6	OUTER MAGNET SHELL	NEODYMIUM MAG.	1	
7	INNER MAGNET SHAFT	316SS	1	
8	THRUST RING	SIC	2	
9	INNER MAGNET	NEODYMIUM MAG.	1	
10	REAR CONTAINMENT	316SS	1	
11	MAIN BUSH	SIC	2	
12	SLEEVE BRG	SIC	2	
13	HEX WRENCH BOLT	316SS	6	
14	HEX BOLT	316SS	4	
15	GASKET	TEFLON	1	
16	GASKET	TEFLON	1	
17	CAP NUT	316SS	1	






B-TYPE

NO	PART NAME	MATERIAL	QTY.	REMARK
1	CASING	CF8M	1	
2	IMPELLER	CF8M	1	
3	EDN COVER	CF8M	1	
4	FRAME ADAPTER	CI	1	
5	CONTAINMENT GLAND	316SS	1	
6	OUTER MAGNET SHELL	NEODYMIUM MAG.	1	
7	INNER MAGNET SHAFT	316SS	1	
8	THRUST RING	SIC	2	
9	INNER MAGNET	NEODYMIUM MAG.	1	
10	REAR CONTAINMENT	PPS	1	
11	MAIN BUSH	SIC	2	
12	SLEEVE BRG	SIC	2	
13	HEX WRENCH BOLT	316SS	6	
14	HEX BOLT	316SS	4	
15	GASKET	TEFLON	1	
16	GASKET	TEFLON	1	
17	CAP NUT	316SS	1	
18	PLUG	316SS	1	
19	BEARING ADAPTER	316SS	1	
20	BEARING	-	2	
21	BEARING HOUSING	316SS	1	
22	GASKET	TEFLON	1	
23	DRIVED SHAFT	316SS	1	
24	LABYRINTH OIL SEAL	CARBON FIL TEFL.	1	
25	OIL SIGHT GLASS		1	

These diagrams are for reference only and subject to change without prior notice. Please consult factory for exact performance curves.

Call for information on the full line of TRUFLO® pumps



7105 Cessna Drive, Greensboro, NC 27409
 Phone: 800-789-1864 • Fax: 336-664-1353
 E-mail: sales@truflo.com • Web: www.truflo.com